



Student Feedback Analysis Report

(Session: 2020-23) -Semester-IV

AY-2022-23

Feedback from the students were collected via Google Form. The department-wise feedback was collected from students and compiled for academic Session 2020-23. The survey recorded 376 responses out of 1003 register students from different courses of session 2020-23 during the month of November-December 2023.

Note: Satisfied & Unsatisfied Percentage is calculated using following formula;

$$\text{Satisfied} = \frac{\text{Highest Rating included 4 \& 3} * 100}{\text{Total number of Student}}$$

$$\text{Unsatisfied} = \frac{\text{Lowest Rating included 2 \& 1} * 100}{\text{Total number of Student}}$$

(A) Feedback (in general)- On syllabus & its transaction

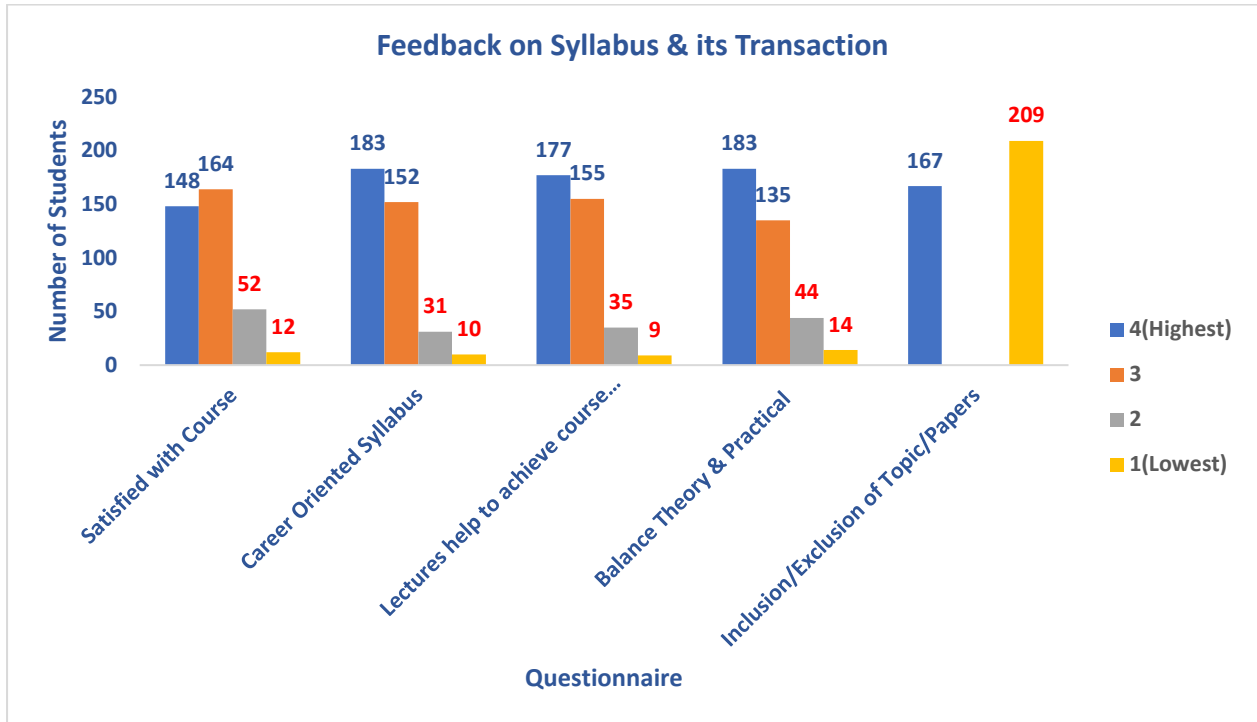
Questionnaire:

1. Are you satisfied with the relevance of the course, its structure and course content?
2. Course syllabus has helped to enhance your ability to meet your career aspirations.
3. Classroom Lectures have helped to achieve intended course outcomes.
4. The curriculum has a good balance of theory and practical (if applicable):
5. In the present CBCS curriculum, would you like to propose inclusion/exclusion of certain topics in any specific paper of CC/GE/AECC?

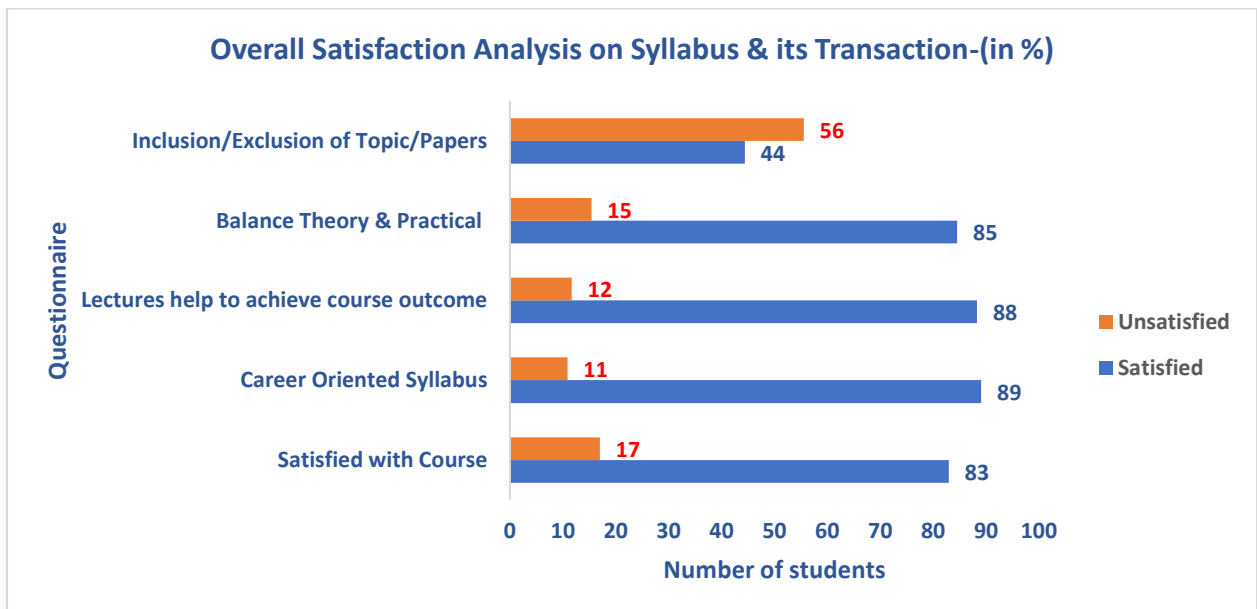
Response	Satisfied with Course	Career Oriented Syllabus	Lectures help to achieve course outcome	Balance Theory & Practical	Inclusion/Exclusion of Topic/Papers
4(Highest)	148	183	177	183	167 (YES)
3	164	152	155	135	-
2	52	31	35	44	-
1(Lowest)	12	10	9	14	209 (NO)
total	376	376	376	376	376
Satisfied (in %)	83	89	88	85	44
Unsatisfied (in %)	17	11	12	15	56



Satisfaction Analysis



Overall Satisfaction





Summary: (On Syllabus & its Transaction)

Questionnaire	Observation/Findings	Action Taken
Student satisfied with course/syllabus	83% students are satisfied with the relevance of the course, its structure and course content while 17% of total strength are not satisfied with syllabus.	Not Needed since the ratio is good
Career oriented Syllabus	According to the survey 89% students are satisfied that the syllabus has helped to enhance their ability to meet your career aspirations. As well as 11% students think that the syllabus are not career oriented.	Not Needed since the ratio is good
Lectures help to achieve course outcome	88% student thinks that the classroom lectures have helped to achieve intended course outcomes, while 12% of the strength answered that the delivered lecture will not help to achieve course outcome.	Not Needed since the ratio is good
Balanced Theory & practical approach used	The survey concludes that 85% of the strength are agree that the curriculum has a good balance of theory and practical While 15% students disagree.	Not Needed since the ratio is good
Inclusion/Exclusion of paper/topic	According to 56% students, the present CBCS curriculum should have inclusion/exclusion of certain topics in any specific paper of CC/GE/AECC. But 44% students are satisfied with the syllabus provided by university.	We have already taken the feedback on same inclusion & exclusion of paper/topic from teachers and after the analysis a detailed report were prepared and communicated to the University via principal office. Reference Link: Click Here



(B) Institutional Feedback

Questionnaire:

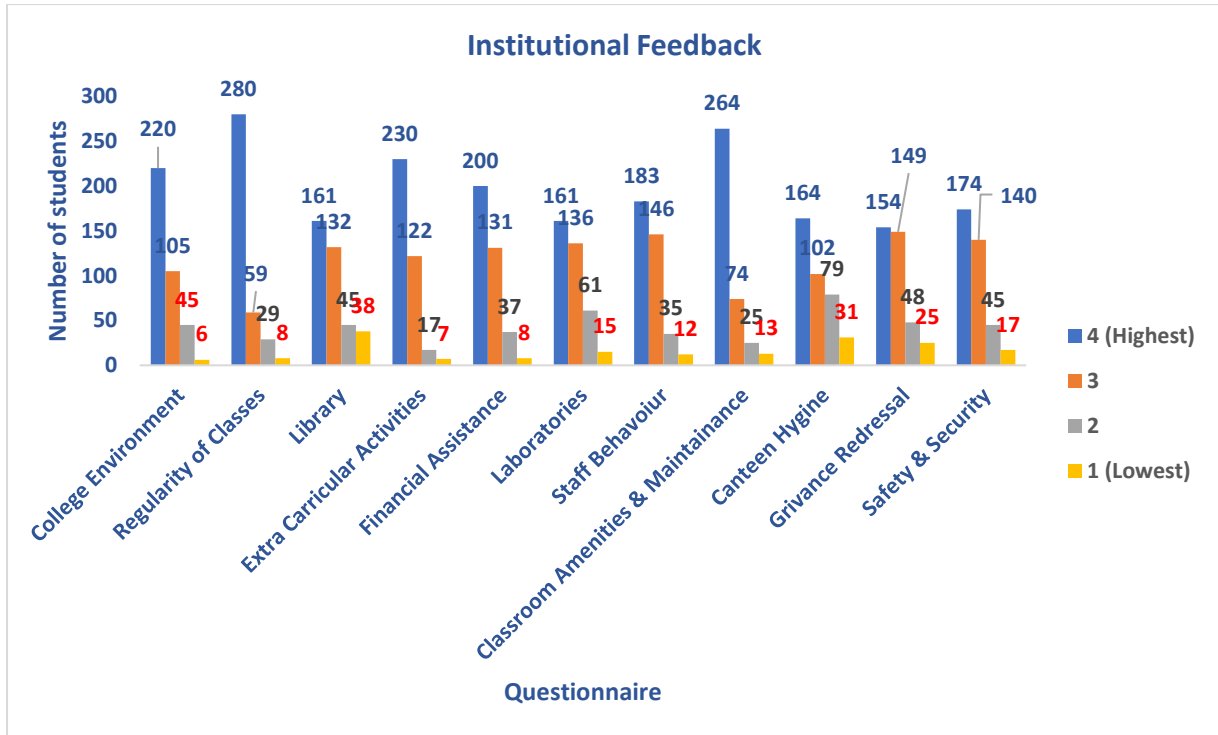
1. How would you grade the academic environment of the college?
2. Do classes happen regularly in online and offline mode?
3. The college library is well-stocked with the recommended books.
4. The college provides opportunities for extra-curricular activities (NCC, NSS, Yoga, Sports) for your overall development.
5. The college provides enough financial assistance to the deserving students in the form of Scholarship and Fee Waiver?
6. The laboratories for practical sessions are well-equipped (if applicable)?
7. The administrative staff (exam, accounts etc) is transparent in their conduct and helpful to students.
8. The classrooms and basic amenities are regularly cleaned and well-maintained?
9. How do you rate the cleanliness and hygiene of food served in the college canteen?
10. YSM has an effective grievance redressal mechanism in place for students.
11. Are you satisfied with the safety and security framework for students within the college premises?

Institutional Feedback

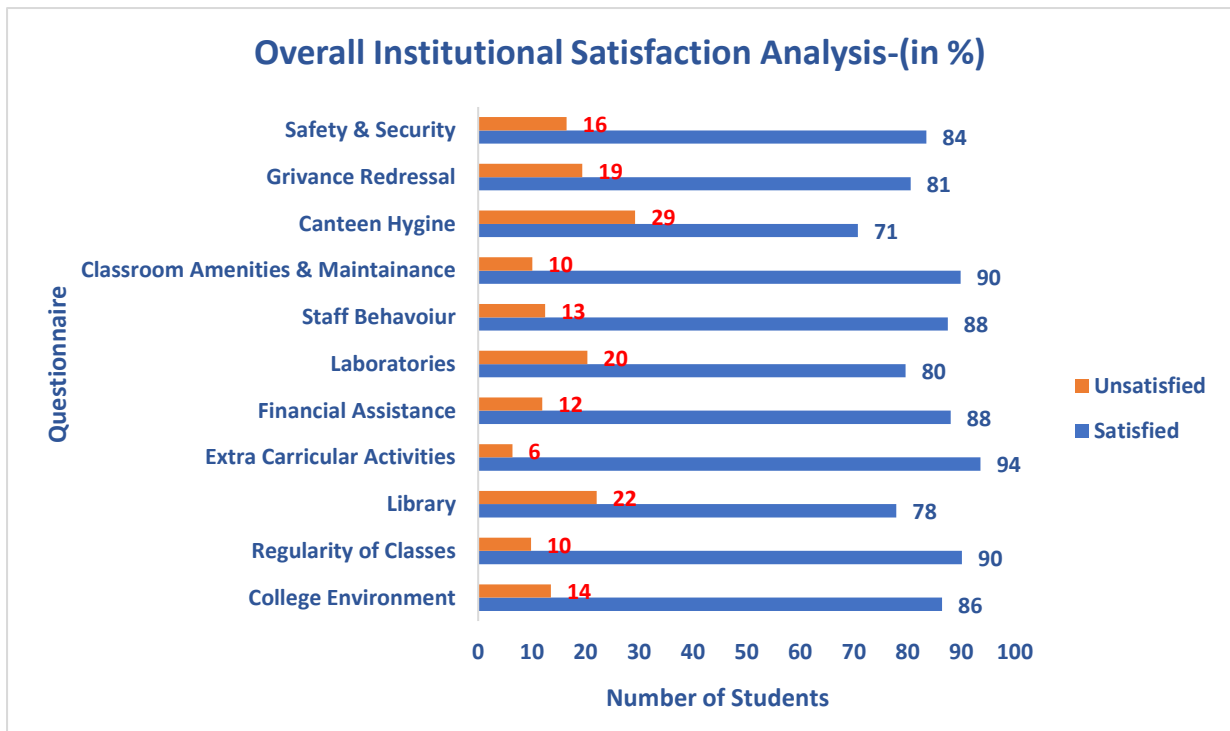
Range	Q1	Q2	Q3	Q4	Q5	Q6	Q7	Q8	Q9	Q10	Q11
4 (Highest)	220	280	161	230	200	161	183	264	164	154	174
3	105	59	132	122	131	136	146	74	102	149	140
2	45	29	45	17	37	61	35	25	79	48	45
1 (Lowest)	6	8	38	7	8	15	12	13	31	25	17
Total	376	376	376	376	376	373	376	376	376	376	376
Satisfied (in %)	86	90	78	94	88	80	88	90	71	81	84
Unsatisfied (in %)	14	10	22	6	12	20	12	10	29	19	16



Satisfaction Analysis (Institutional)



Overall Satisfaction





Summary:

S.No.	Questionnaire	Observation/Findings	Action Taken
1.	College Environment	According to survey 86% student satisfied with the academic environment of the college while 14% are not satisfied.	Most of the student satisfied with the environment
2.	Regularity of Classes	90% students rated that classes happen regularly in online and offline mode, while 10% students disagree with regularity of classes.	Most of the student satisfied
3.	Library	According to 78% student the college library is well-stocked with the recommended books. But 22% students think that library is not well-stocked.	Digital library facility starts link
4.	Extra-Curricular Activities	94% students thinks that college provides opportunities for extra-curricular activities (NCC, NSS, Yoga, Sports) for your overall development. Where as only 4% students are not agreeing with this.	Extra curricular activity done under DLS Link
5.	Financial Assistance	88% students are in support that college provides enough financial assistance to the deserving students in the form of Scholarship and Fee Waiver. While 12% students are in against the statement.	Fee waiver facility already functional link
6.	Laboratories	According to 80% students the laboratories for practical sessions are well-equipped, while 20% students are disagreeing with this question.	Most of the student satisfied
7.	Staff Behaviour	According to 88% students the administrative staff (exam, accounts etc) is transparent in their conduct and helpful to students. But 12% students are not agreeing on the same.	Most of the student satisfied



Yogoda Satsanga Mahavidyalaya

(Established in 1967)

NAAC Accredited B++ (CGPA 2.89)

Affiliated to Ranchi University & registered under 2 (F) & 12 (B) of UGC Act



8.	Classroom Amenities & Maintenance	90% students are satisfied with that the classrooms and basic amenities are regularly cleaned and well-maintained while 10% are not satisfied with the same.	Most of the student satisfied
9.	Canteen Hygiene	71% students rated positive for the cleanliness and hygiene of food served in the college canteen. Whereas 29% are negatively rated for the cleanliness and hygiene of food served in the college canteen	Most of the student satisfied
10.	Grievance Redressal	According to 81% students, YSM has an effective grievance redressal mechanism in place for students while 19% students disagree about the same.	Most of the student satisfied
11.	Safety & Security	84% students are satisfied with the safety and security framework for students within the college premises. Whereas 16% are not satisfied with the same.	Most of the student satisfied